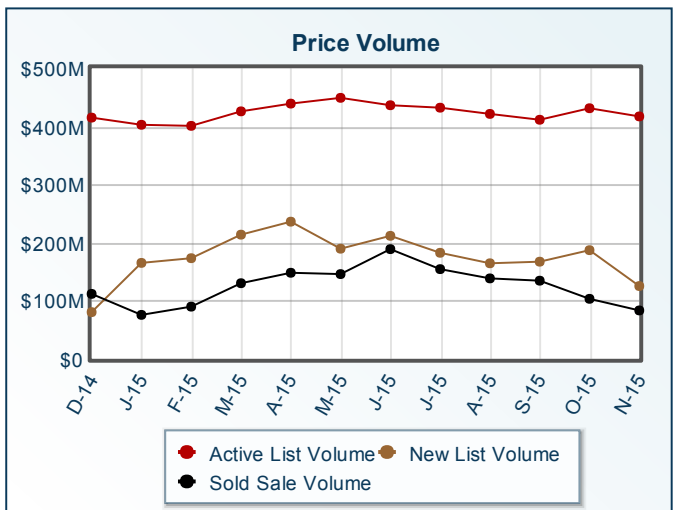
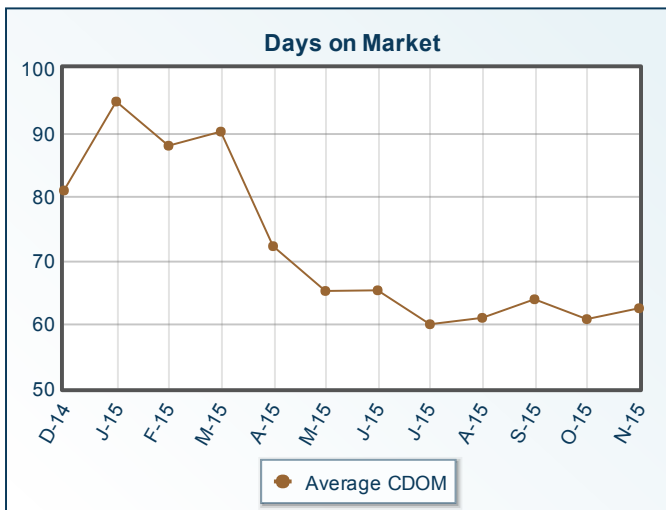
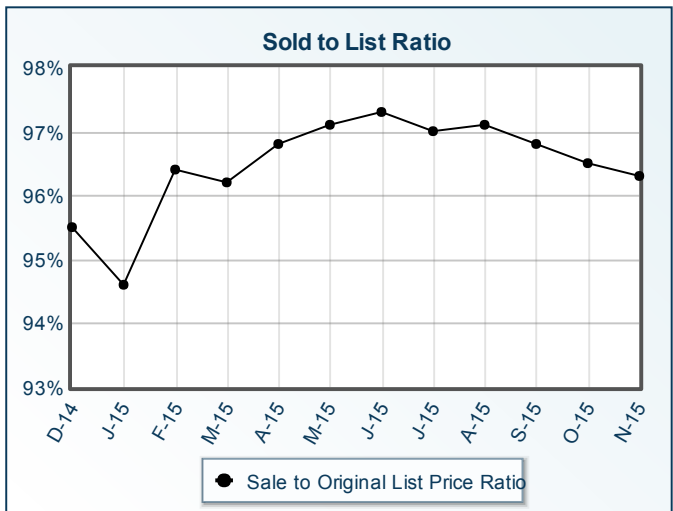
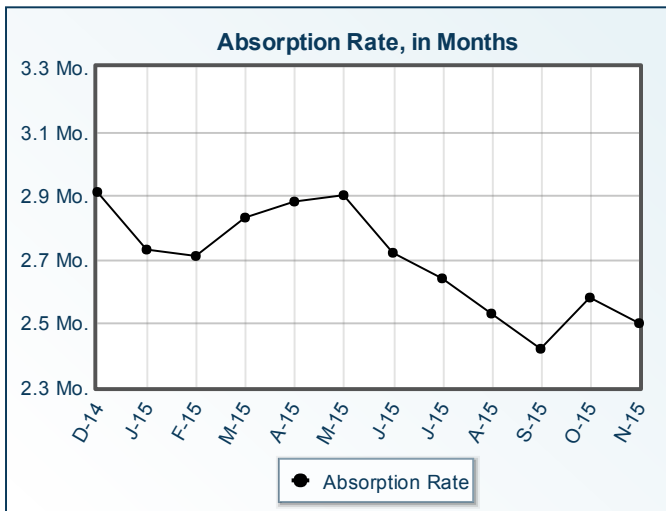
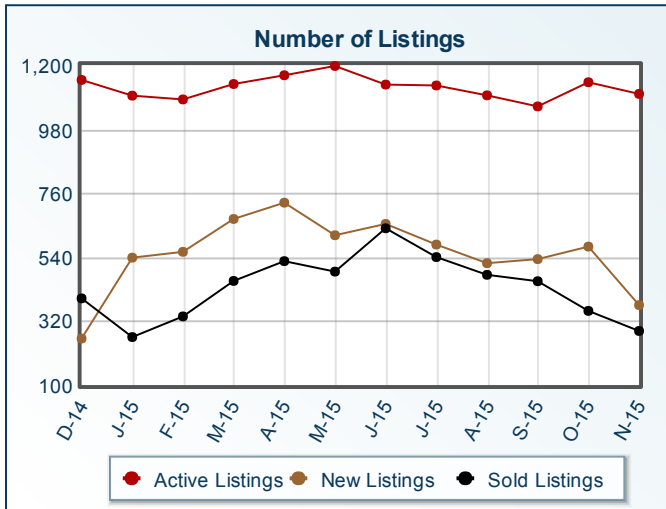


# Market Summary

Gilbert Residential, November 2015



Summary Statistics						
	Nov-15	Nov-14	% Chg	2015 YTD	2014 YTD	% Chg
Absorption Rate	2.5	3.35	-25.37	2.68	3.53	-24.08
Average List Price	\$378,871	\$356,650	6.23	\$324,223	\$308,439	5.12
Median List Price	\$322,999	\$299,900	7.70	\$284,500	\$269,000	5.76
Average Sale Price	\$291,001	\$272,634	6.74	\$288,018	\$276,784	4.06
Median Sale Price	\$265,000	\$253,657	4.47	\$264,800	\$249,900	5.96
Average CDOM	62	88	-29.55	64	69	-7.25
Median CDOM	42	57	-26.32	43	51	-15.69

	Sold Listings			Year to Date		
	This Month			Year to Date		
	2015	2014	% Chg	2015	2014	% Chg
0-29,999	0	0	0.0	0	0	0.0
30,000-39,999	0	0	0.0	0	0	0.0
40,000-49,999	0	0	0.0	1	1	0.0
50,000-59,999	0	0	0.0	1	2	-50.0
60,000-69,999	0	0	0.0	4	1	300.0
70,000-79,999	0	0	0.0	2	6	-66.7
80,000-89,999	1	0	N/A	5	3	66.7
90,000-99,999	0	1	-100.0	4	5	-20.0
100,000-119,999	0	0	0.0	15	8	87.5
120,000-139,999	0	0	0.0	19	33	-42.4
140,000-159,999	2	8	-75.0	68	114	-40.4
160,000-179,999	6	22	-72.7	175	306	-42.8
180,000-199,999	16	49	-67.3	422	523	-19.3
200,000-249,999	91	83	9.6	1375	1209	13.7
250,000-299,999	74	82	-9.8	1105	878	25.9
300,000-399,999	61	66	-7.6	1103	866	27.4
400,000-499,999	25	21	19.0	340	275	23.6
500,000-549,999	4	1	300.0	62	62	0.0
550,000-749,999	6	6	0.0	88	86	2.3
750,000-999,999	0	3	-100.0	30	32	-6.2
1,000,000-1,249,999	0	0	0.0	7	3	133.3
1,250,000-1,499,999	0	0	0.0	4	3	33.3
1,500,000-1,999,999	0	0	0.0	1	1	0.0
2,000,000-2,999,999	0	0	0.0	0	0	0.0
3,000,000+	0	0	0.0	0	0	0.0
Totals	286	342	-16.4	4831	4417	9.4

	Pending Listings			Year to Date		
	This Month			Year to Date		
	2015	2014	% Chg	2015	2014	% Chg
0-29,999	0	0	0.0	0	0	0.0
30,000-39,999	0	0	0.0	0	0	0.0
40,000-49,999	0	0	0.0	0	0	0.0
50,000-59,999	0	0	0.0	2	0	N/A
60,000-69,999	0	0	0.0	1	1	0.0
70,000-79,999	0	0	0.0	4	4	0.0
80,000-89,999	0	0	0.0	5	8	-37.5
90,000-99,999	0	0	0.0	4	2	100.0
100,000-119,999	1	0	N/A	11	9	22.2
120,000-139,999	1	3	-66.7	18	31	-41.9
140,000-159,999	8	8	0.0	54	98	-44.9
160,000-179,999	6	15	-60.0	177	274	-35.4
180,000-199,999	21	32	-34.4	413	541	-23.7
200,000-249,999	75	94	-20.2	1390	1263	10.1
250,000-299,999	50	65	-23.1	1136	903	25.8
300,000-399,999	62	60	3.3	1145	922	24.2
400,000-499,999	21	32	-34.4	381	304	25.3
500,000-549,999	2	5	-60.0	70	52	34.6
550,000-749,999	4	9	-55.6	101	116	-12.9
750,000-999,999	2	1	100.0	37	29	27.6
1,000,000-1,249,999	0	1	-100.0	10	5	100.0
1,250,000-1,499,999	0	0	0.0	3	4	-25.0
1,500,000-1,999,999	0	0	0.0	4	1	300.0
2,000,000-2,999,999	0	0	0.0	0	0	0.0
3,000,000+	0	0	0.0	0	0	0.0
Totals	253	325	-22.2	4966	4567	8.7

Active Listings	This Month			Year to Date		
	2015	2014	% Chg	2015	2014	% Chg
	0-29,999	0	0	0.0	2	0
30,000-39,999	0	0	0.0	0	0	0.0
40,000-49,999	0	0	0.0	0	0	0.0
50,000-59,999	1	0	N/A	3	0	N/A
60,000-69,999	0	1	-100.0	1	2	-50.0
70,000-79,999	0	0	0.0	4	5	-20.0
80,000-89,999	1	2	-50.0	7	13	-46.2
90,000-99,999	1	0	N/A	6	3	100.0
100,000-119,999	0	3	-100.0	11	17	-35.3
120,000-139,999	4	9	-55.6	25	42	-40.5
140,000-159,999	6	15	-60.0	62	125	-50.4
160,000-179,999	17	36	-52.8	213	360	-40.8
180,000-199,999	36	72	-50.0	490	720	-31.9
200,000-249,999	196	281	-30.2	1797	1920	-6.4
250,000-299,999	221	238	-7.1	1620	1436	12.8
300,000-399,999	317	362	-12.4	1887	1714	10.1
400,000-499,999	129	127	1.6	700	577	21.3
500,000-549,999	22	31	-29.0	122	110	10.9
550,000-749,999	90	64	40.6	273	252	8.3
750,000-999,999	36	43	-16.3	133	119	11.8
1,000,000-1,249,999	10	11	-9.1	32	28	14.3
1,250,000-1,499,999	9	6	50.0	15	15	0.0
1,500,000-1,999,999	5	4	25.0	14	8	75.0
2,000,000-2,999,999	0	2	-100.0	2	3	-33.3
3,000,000+	0	1	-100.0	1	1	0.0
Totals	1101	1308	-15.8	7420	7470	-0.7

New Listings	This Month			Year to Date		
	2015	2014	% Chg	2015	2014	% Chg
	0-29,999	0	0	0.0	2	0
30,000-39,999	0	0	0.0	0	0	0.0
40,000-49,999	0	0	0.0	0	0	0.0
50,000-59,999	0	0	0.0	3	0	N/A
60,000-69,999	0	1	-100.0	0	2	-100.0
70,000-79,999	0	0	0.0	4	4	0.0
80,000-89,999	1	0	N/A	6	11	-45.5
90,000-99,999	1	0	N/A	6	2	200.0
100,000-119,999	1	1	0.0	10	13	-23.1
120,000-139,999	2	4	-50.0	21	36	-41.7
140,000-159,999	3	6	-50.0	54	106	-49.1
160,000-179,999	5	19	-73.7	184	318	-42.1
180,000-199,999	21	34	-38.2	436	611	-28.6
200,000-249,999	83	112	-25.9	1572	1642	-4.3
250,000-299,999	80	70	14.3	1433	1226	16.9
300,000-399,999	108	83	30.1	1575	1432	10.0
400,000-499,999	35	25	40.0	586	466	25.8
500,000-549,999	4	8	-50.0	102	90	13.3
550,000-749,999	21	16	31.3	212	188	12.8
750,000-999,999	7	4	75.0	99	85	16.5
1,000,000-1,249,999	3	1	200.0	21	24	-12.5
1,250,000-1,499,999	0	1	-100.0	13	13	0.0
1,500,000-1,999,999	0	0	0.0	10	4	150.0
2,000,000-2,999,999	0	0	0.0	0	2	-100.0
3,000,000+	0	0	0.0	0	1	-100.0
Totals	375	385	-2.6	6349	6276	1.2

Prepared by Keely L. Semon

All information should be verified by the recipient and none is guaranteed as accurate by ARMLS.  
DND2 ( D o N o t D isplay or D isclose ) - the data in fields marked with DND2 is confidential, for agent use only, and may not be shared with customers or clients in any manner whatsoever.

12/17/2015 2:10 PM

© 2015 ARMLS and FBS. DMCA